

NAZWISKO Imię		
Nr albumu		Ocena z ćwiczeń projektowych
ocena zadania 1	ocena zadania 2	Ocena z egzaminu po ustnym
		Ocena łączna, data, podpis

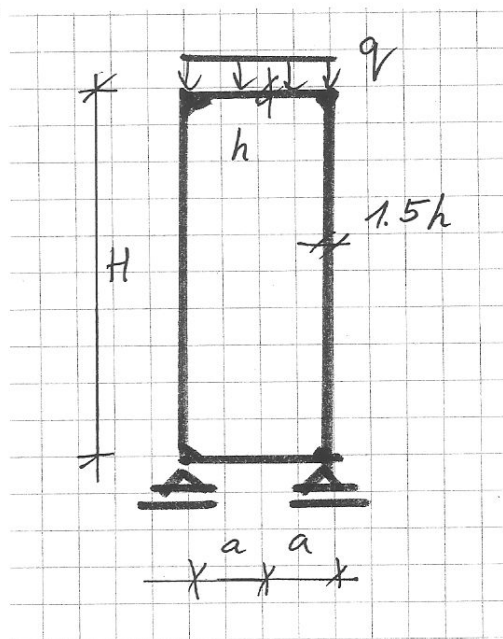
Zadanie 1.

Dany jest wysoki zbiornik walcowy, obciążony jak na rysunku.
Znaleźć wykresy momentów zginających M_1, M_2 .

Dane : $E, \nu = 0.2$

$$h = \frac{1}{10}a$$

$$H = 5a$$



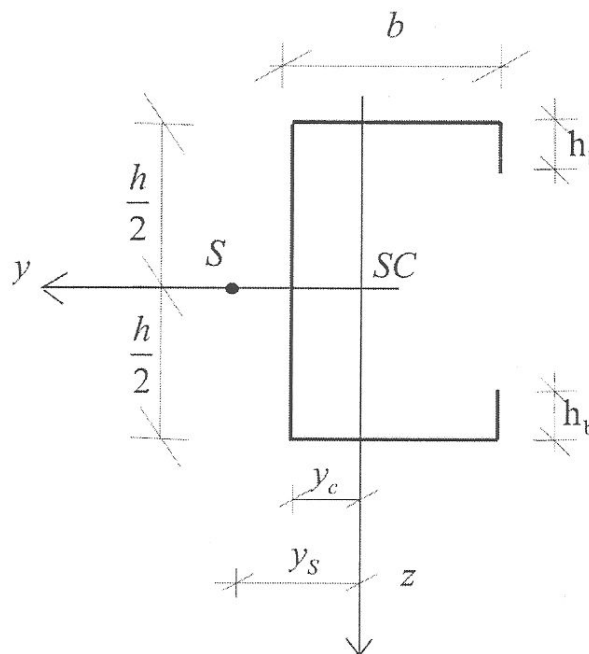
Zadanie 2.

Znaleźć siłę krytyczną P
(przyłożoną w środku ciężkości SC przekroju)
wyboczenia giętno-skrętnego pręta cienkościennego
o danym przekroju, podpieranego widelkowo,
o długości $l = 3.0$ m. Dane dotyczące przekroju:

- $h = 40$ cm
- $b = 20$ cm
- $h_b = 4$ cm
- grubość $g = 1$ cm

- $y_c = 6,36$ cm
- $y_s = 15,68$ cm

- $A = 88$ cm²
- $J_y = 23936$ cm⁴
- $J_z = 4970$ cm⁴
- $J_\omega = 1606085$ cm⁶
- $J_s = 29,3$ cm⁴



Pozostałe charakterystyki wyznaczyć samodzielnie.

Exam on the Mechanics of Structures
11.02.2016

PROBLEM #1

Consider a cylindrical shell with top and bottom circular plates and loaded by a uniform loading q applied to a top plate.
Assume that the shell is long.

Calculate the bending moments M_1, M_2 in a cylinder and plates.

See front page for the Poisson ratio ν and shell dimensions.

PROBLEM #2

Consider a thin-walled beam of length $l = 3.0m$, fork-supported and loaded by a force P applied at cross-section's centroid SC .

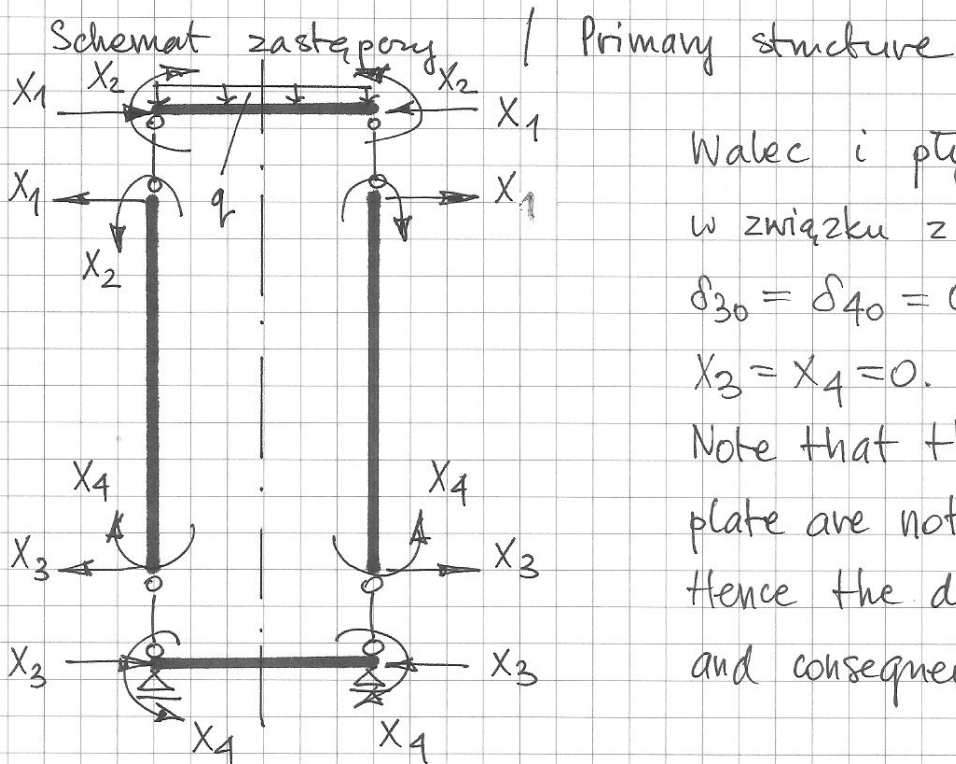
Calculate the value of the force P critical for flexural-torsional buckling.

See front page for cross-section dimensions and geometrical characteristics $A, J_y, J_z, J_\omega, J_s$.

Assume the thickness of a section $g = 1cm$.

Calculate the remaining characteristics, if necessary.

Zadanie 1 Problem #1



Walec i płyta dolna są nieobciążone, w związku z czym przemieszczenia $\delta_{30} = \delta_{40} = 0$. Co za tym idzie $X_3 = X_4 = 0$.

Note that the cylinder and the bottom plate are not loaded by external load. Hence the displacements $\delta_{30} = \delta_{40} = 0$ and consequently $X_3 = X_4 = 0$.

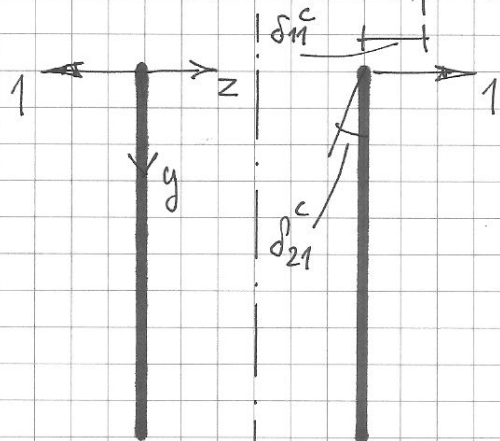
State materiałowe / Material constants

walec / cylinder $\lambda^4 = 3(1-\nu^2) \left(\frac{a}{1,5h}\right)^2$, $C_1 = \frac{E(1,5h)}{1-\nu^2}$, $D_1 = \frac{(1,5h)^2}{12} C_1$

plyta / plate $C_2 = \frac{Eh}{1-\nu^2}$, $D_2 = \frac{h^2}{12} C_2$

(A) WALEC / CYLINDER

• Zaburzenie $X_1 = 1$ / Perturbation $X_1 = 1$



$$\xi = \frac{y}{a}$$

$$w(\xi) = e^{-\lambda \xi} [A_1 \cos(\lambda \xi) + A_2 \sin(\lambda \xi)]$$

warunki brzegowe / boundary conditions

$$\begin{aligned} M_2(0) &= 0 \\ Q_2(0) &= 1 \end{aligned} \rightarrow A_1, A_2$$

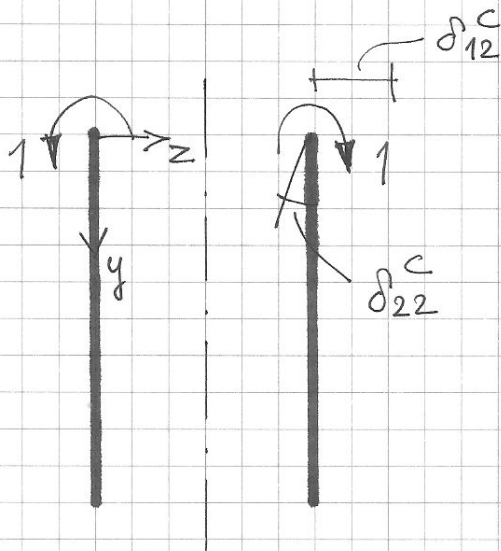
$$M_{11}^c(\xi) = \nu M_{21}^c(\xi)$$

$$M_{21}^c(\xi) = \frac{a}{\lambda} e^{-\lambda \xi} \sin(\lambda \xi)$$

$$\delta_{11}^c = -w(0) = \frac{2a\lambda}{E(1,5h)}$$

$$\delta_{21}^c = \chi_2(0) = \frac{2\lambda^2}{E(1,5h)}$$

• Zaburzenie $X_2=1$ / Perturbation $X_2=1$



$$\xi = \frac{y}{a}$$

$w(\xi)$ — jak w przypadku obciążenia $X_1=1$
like in the $X_1=1$ loading case
warunki brzegowe / boundary conditions

$$\begin{aligned} M_2(0) &= 1 \\ Q_2(0) &= 0 \end{aligned} \left| \rightarrow A_1, A_2 \right.$$

$$\delta_{12}^C = -w(0) = \frac{2\lambda^2}{E \cdot (1,5h)}$$

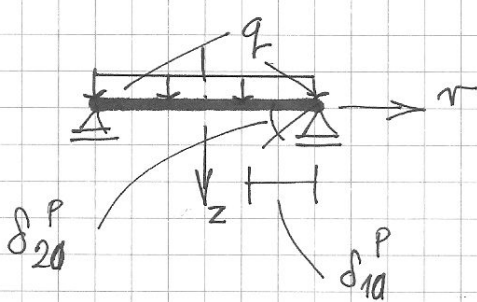
$$\delta_{22}^C = \chi_2(0) = \frac{4\lambda^3}{Ea \cdot (1,5h)}$$

$$M_{12}^C(\xi) = \nabla M_{22}^C(\xi)$$

$$M_{22}^C(\xi) = e^{-\lambda\xi} [\cos(\lambda\xi) - \sin(\lambda\xi)]$$

Ⓑ PŁYTA GÓRNA / TOP PLATE

• Stan "0" / The "0"-th state



$$\xi = \frac{r}{a}$$

$$w(\xi) = A_1 + A_2 \xi^2 + \frac{qa^4}{64D_2} \xi^4$$

war. brzegowe / boundary conditions

$$\begin{aligned} w(1) &= 0 \\ M_2(1) &= 0 \end{aligned} \left| \rightarrow A_1, A_2 \right.$$

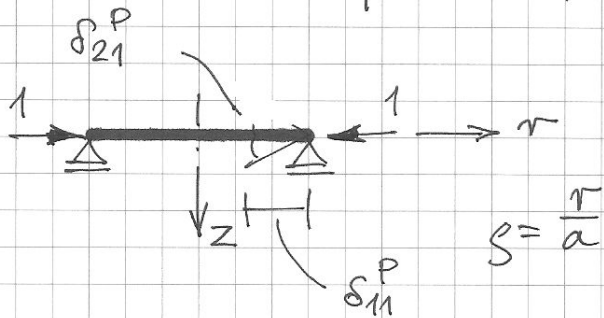
$$\delta_{10}^P = 0$$

$$\delta_{20}^P = -\chi_2(1) = \frac{qa^3}{8D_2(1+\nu)}$$

$$M_{10}^P(\xi) = \frac{qa^2}{16} [(3+\nu)(1-\xi^2) + 2(1-\nu)\xi^2]$$

$$M_{20}^P(\xi) = \frac{qa^2}{16} [(3+\nu)(1-\xi^2)]$$

• Zaburzenie $X_1=1$ / Perturbation $X_1=1$



$$u(s) = A_1 s$$

war. brzegowe / boundary conditions

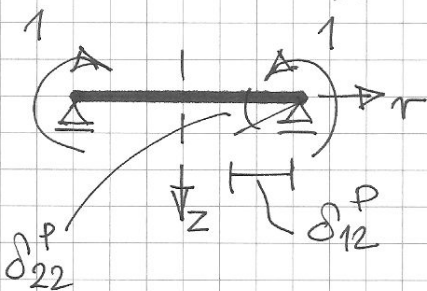
$$N_2(1) = -1 \rightarrow A_1$$

$$\delta_{11}^P = -u(1) = \frac{a}{C_2(1+\nu)}$$

$$\delta_{21}^P = 0$$

$$M_{11}^P = M_{21}^P = 0$$

• Zaburzenie $X_2=1$ / Perturbation $X_2=1$



$$s = \frac{r}{a} \quad w(s) = A_1 + A_2 s^2$$

war. brzegowe / boundary conditions

$$w(1) = 0 \quad \left| \rightarrow A_1, A_2 \right.$$

$$M_2(1) = 1$$

$$\delta_{12}^P = 0$$

$$M_{12}^P(s) = 1$$

$$M_{22}^P(s) = 1$$

$$\delta_{22}^P = X_2(1) = \frac{a}{D_2(1+\nu)}$$

© Obliczenie X_1, X_2 / Calculation of X_1, X_2

$$\left. \begin{aligned} \delta_{11} X_1 + \delta_{12} X_2 + \delta_{10} &= 0 \\ \delta_{21} X_1 + \delta_{22} X_2 + \delta_{20} &= 0 \end{aligned} \right\} \rightarrow X_1, X_2$$

$$\delta_{11} = \delta_{11}^C + \delta_{11}^P = \frac{2a\lambda}{1,5Eh} + \frac{a}{C_2(1+\nu)}$$

$$\delta_{12} = \delta_{21} = \delta_{12}^P + \delta_{12}^C = \frac{2\lambda^2}{1,5Eh}$$

$$\delta_{22} = \delta_{22}^C + \delta_{22}^P = \frac{4\lambda^3}{1,5Eah} + \frac{a}{D_2(1+\nu)}$$

① CALCULATION OF M_1, M_2

walec / cylinder:

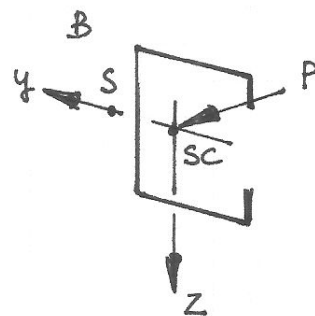
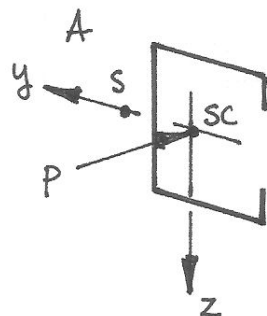

$$M_1^C(\xi) = \sqrt{M_2^C(\xi)}, \quad M_2^C(\xi) = M_{21}^C(\xi) \cdot X_1 + M_{22}^C(\xi) \cdot X_2$$

plyta / plate

$$M_1^P(s) = M_{12}^P(s) \cdot X_2 + M_{10}^P(s)$$

$$M_2^P(s) = M_{22}^P(s) \cdot X_2 + M_{20}^P(s)$$

Zadanie 2
 Problem #2
 11.2.2016



Zakładamy, że belka jest wykonana ze stali.

Assume that the beam is made of steel.

$$E = 205 \text{ GPa} = 20500 \frac{\text{kN}}{\text{cm}^2} \quad \nu = 0.3$$

$$E_1 = \frac{E}{1-\nu^2} = 22527 \frac{\text{kN}}{\text{cm}^2}$$

$$G = \frac{E}{2(1+\nu)} = 7885 \frac{\text{kN}}{\text{cm}^2}$$

$$z_s = 0, \quad y_s = 15,68 \text{ cm}$$

$$\beta_z = \left(\frac{z_s}{r_0}\right)^2 = 0$$

$$(r_0)^2 = \frac{J_y + J_z}{A} + (y_s)^2 + (z_s)^2 = 574,34 \text{ cm}^2$$

$$\beta_y = \left(\frac{y_s}{r_0}\right)^2 = 0,43$$

$$P_z = \frac{\pi^2 E_1 J_z}{L^2} = 12278 \text{ kN}$$

$$P_y = \frac{\pi^2 E_1 J_y}{L^2} = 59131 \text{ kN}$$

$$P_s = \frac{1}{(r_0)^2} \left[GJ_s + \frac{\pi^2 E_1 J_w}{L^2} \right] = 7310 \text{ kN}$$

W przypadku $y_s \neq 0, z_s = 0$ macierz $A(P)$ ma postać:

In case of $y_s \neq 0, z_s = 0$ the matrix $A(P)$ takes the form:

$$A(P) = \begin{bmatrix} P - P_z & 0 & 0 \\ 0 & P - P_y & -y_s P \\ 0 & -y_s P & (r_0)^2 (P - P_s) \end{bmatrix}$$

Krytyczna wartość $P = P_{kr}$ spełnia warunek:

The critical value $P = P_{kr}$ fulfills:

$$\det[A(P)] = 0$$

$$\det [A(P)] = (\tau_0)^2 \cdot (P - P_2) \cdot W_2(P)$$

$$W_2 = (1 - \beta_y)P^2 - (P_s + P_y)P + P_s P_y = (1 - \beta_y)(P - P_1)(P - P_2)$$

P_1, P_2 - pierwiastki wielomianu $W_2(P)$ / roots of
the polynomial $W_2(P)$

$$P_1 = \frac{P_s + P_y - \sqrt{\Delta}}{2(1 - \beta_y)}$$

$$P_2 = \frac{P_s + P_y + \sqrt{\Delta}}{2(1 - \beta_y)}$$

$$\Delta = (P_s + P_y)^2 - 4(1 - \beta_y)P_s P_y$$

$$P_1 = 6918 \text{ kN}$$

$$P_2 = 109256 \text{ kN}$$

$$P_{kr} = \min \{ P_1, P_2, P_2 \} = P_1$$